



### District Report Card: 2017


<b>State:</b> Arunachal Pradesh	<b>District:</b> Upper Subansiri
<b>Class:</b> 5	<b>Subject:</b> Language
<b>Schools:</b> 53	<b>Students:</b> 505


### Participation/Coverage


#### Students

<b>GENDER</b> 	Boys		Girls	
	Number	%	Number	%
	241	47.72	264	52.28

<b>AREA</b> 	Rural		Urban	
	Number	%	Number	%
	356	70.50	149	29.50

<b>CATEGORY</b> 	SC		ST		OBC		GEN	
	Number	%	Number	%	Number	%	Number	%
	2	0.40	490	97.03	2	0.40	11	2.18

<b>CWSN</b> 	LD	VI	HI	S&LD	ID	Oth
	1	0	4	1	0	1

<b>Management</b> 	Government		Government-aided	
	Number	%	Number	%
	473	93.66	32	6.34

### Average Performance of Students in Language (%)

Overall	Gender		Area		Management		Social Group			
	Male	Female	Rural	Urban	Govt.	Aided	SC	ST	OBC	GEN
37.29	38.81	35.91	38.18	35.17	36.10	55.00	36.67	37.32	40.00	35.76

### Performance on Learning Outcomes (LOs)

Learning Outcomes	Description	Average Performance(%)
L504	Reads and comprehends independently storybooks, news items/ headlines, advertisements etc.	38.02
L508	Reads text with comprehension, locates details and sequence of events	36.93

Range of Performance of Students who Answered Correctly							
Below 30%		30% - 50%		50% - 75%		Above 75%	
Number	%	Number	%	Number	%	Number	%
179	35.45	204	40.40	115	22.77	7	1.39

### Lowest Performing Learning Outcomes (LOs)

- 1 - Reads text with comprehension, locates details and sequence of events (36.93)
- 2 - Reads and comprehends independently storybooks, news items/ headlines, advertisements etc. (38.02)